

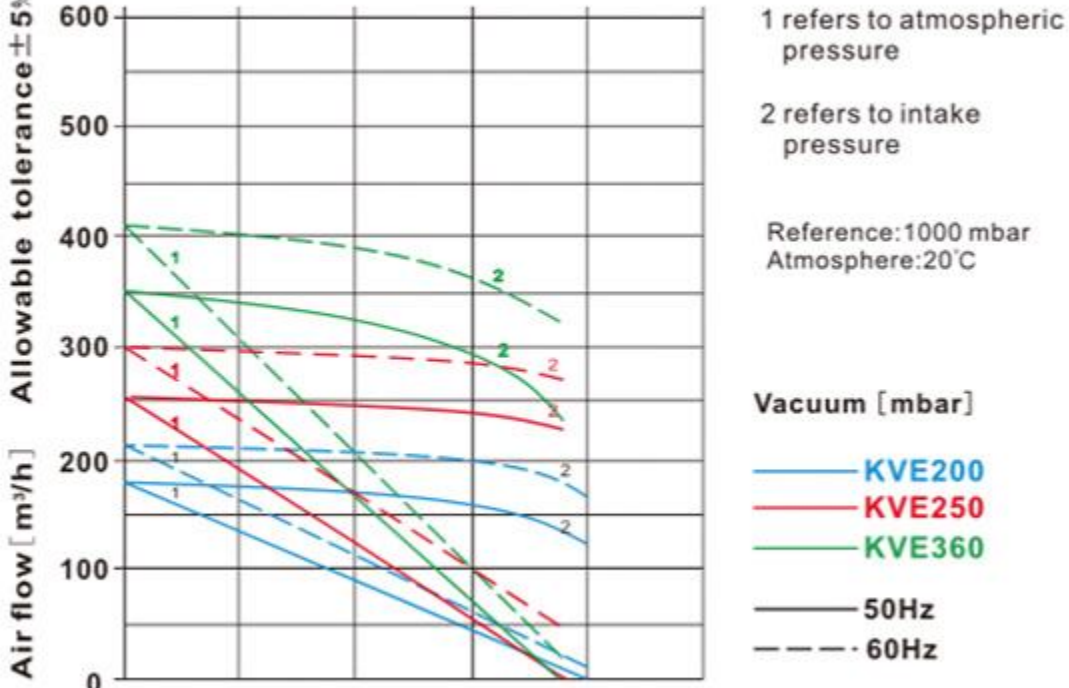
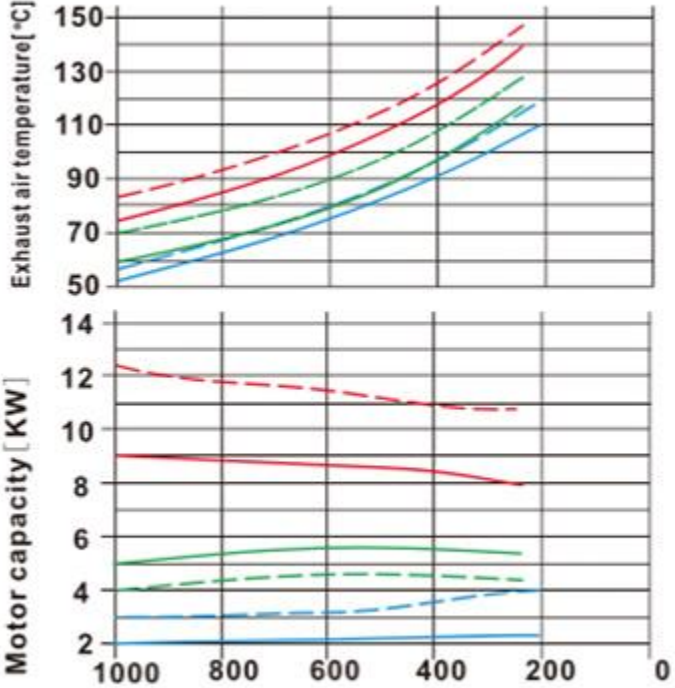


EUROVAC VACUUM PUMP
MODEL KVE200-360

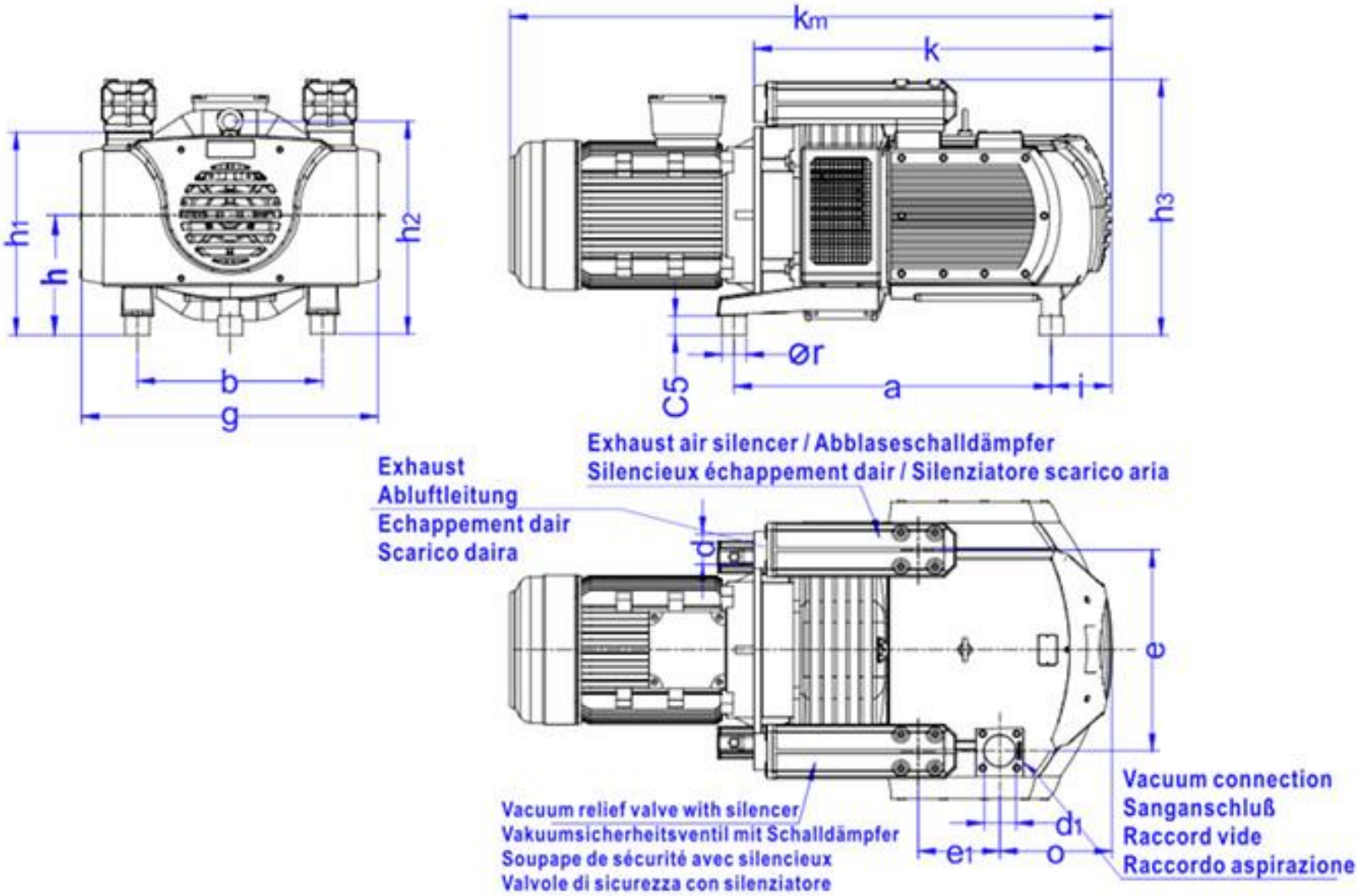
Technical Data

Model	Pumping speed m ³ /h		Maximum Vacuum hPa (mbar)	Motor							Noise level dB(A)		Weight approx. kg
				Rating kW		Voltage V		Speed RPM(min ⁻¹)		Type			
	Three phase					50Hz	60Hz				50Hz	60Hz	
KVE200	200	240	200	4.0	4.8	230/400V±10%	230/400V±10%	960	1150	B5/300	75	77	258
KVE250	250	300	200	5.5	6.6	230/400V±10%	230/400V±10%	960	1150	B5/350	81	81	280
KVE400	400	480	350	11.0	13.2	230/400V±10%	230/400V±10%	960	1150	B5/350	81	-	320
KVE360	360	-	250	11.0	-	230/400V±10%	-	1430	-	B5/350	80.5	-	312

Performance Data



Mounting Dimensions



Mounting Dimensions

Model	a	b	c5	d	d ₁	e	e ₁	g	h	h ₁	h ₂	h ₃	l	k	k _m	o	Ør	s
KVE200	645	380	40	G2"	G2½"	423	170	612	225	422	426	535	125	684	1210	171.5	50	M10
KVE250	645	380	40	G2"	G2½"	423	170	612	225	422	426	535	125	684	1210	171.5	50	M10
KVE400	645	420	40	G2"	G3"	423	170	612	225	422	426	550	125	780	1260	235	50	M10
KVE360	645	380	40	G2"	G2½"	423	170	612	225	422	426	535	125	684	1210	171.5	50	M10